

# 6

## Stories without Words

*Esther M. Morgan-Ellis*

### INTRODUCTION

Over the course of the past three chapters, we have examined a variety of musical forms and works that communicate narratives. These have included examples that rely on staged action, such as opera and ballet, and examples that incorporate a sung text. In this chapter, we will encounter music that tells a story without that aid of staged action or performed text. This music will use sound alone—perhaps supplemented by a written explanation—to communicate with the listener.

But how can sound tell a story? How can we know what music is about without seeing the story acted out or hearing the story told through words? In many ways, music is handicapped as a storytelling medium, for it cannot be specific. Sound cannot tell us the name of a character, or provide details about a dramatic setting, or convey dialogue, or even communicate a plot of any complexity. At the same time, sound can also be a particularly powerful storytelling medium. Because of its potential to provoke emotions in the listener, it can tell compelling stories on the emotional or psychological level. Music can also incorporate the sounds that would be heard in a specific setting or that might accompany a sequence of events, thereby recreating the aural experience of a story.

In general, music is able to communicate specific content using three techniques. While these have been primarily exploited in the European concert tradition, they are not unique to Western music. The three techniques are **mimesis**, **quotation**, and the use of **musical topics**. After an introduction to each in turn, we will see them at work in a variety of examples.

**Mimesis** is the simplest technique, and also the most common across traditions. In cases of mimesis, music imitates real-world sounds in order to call elements of the physical world to mind. These sounds might include birdsong, animal cries, trains, explosions, footsteps—anything that makes noise. Mimesis can be used to create a dramatic scene using sound alone.

In the case of **quotation**, one piece of music incorporates a passage from another. Quotation can be used in many different ways. Sometimes, the quoted music will have a text that the listener is expected to know. In this way, a composer can include specific dramatic content without employing text directly. Other times,

the quoted music can be understood as part of a scene. For example, the American composer Charles Ives quoted the music of Wagner in his piano composition *Concord Sonata*. His intent was to recreate the living room of the Alcott family, with Louisa May playing her favorite tunes at the piano.

When a composer employs **musical topics**, they refer to recognizable musical styles or clichés in order to communicate with the listener. Some musical topics are associated with specific genres or traditions, such as military marches, waltzes, or Christian hymns. Upon hearing one of these styles referenced in a musical work, the listener might think of an army, or a ball, or a church service. In this way, the composer can transport an audience to a specific place.

Other musical topics rely on the use of standardized techniques to portray specific scenes, such as a storm, or a romantic tryst, or shepherds tending their flocks. This approach builds on the tradition of music for the theater. An operatic love scene, for example, is usually accompanied by slow, sweeping gestures in the strings, while shepherds appear to the accompaniment of droning bagpipes (usually imitated by orchestral instruments), flute, and double reeds (usually oboe or English horn). Musical topics often incorporate mimesis, although the technique is more complex. Hunting scenes, for example, were long set to music that used mimetic techniques to imitate the sounds of horses galloping and hunting horns blasting. The imitation of hoofbeats is an example of mimesis, but the hunting topic is associated not only with the sounds of hunting but also with the tradition of writing hunting music. The storm topic provides a similar example. While rapid chromatic scales, dynamic swells, and sudden accents can imitate wind blowing through the trees and lightning striking the ground, we recognize storm music primarily because we are familiar with the long tradition of this type of music being used to accompany storm scenes in opera, films, and cartoons.

In the European tradition, instrumental music that claims to tell a specific story or to otherwise communicate **extramusical** information is termed **program music**. This term was first employed in the 19th century, at which point in history a fierce debate took place between various European composers and critics concerning the purpose of music. Some argued in favor of program music, even going so far as to suggest that music could (and should) convey complex philosophical ideas. Wagner belonged to this school of thought. Others advocated on behalf of **absolute music**, or “music for music’s sake”—that is, music that does not aspire to be more than sound, and that should be judged on the basis of its form and construction, not its power to communicate. Even in the 19th century, however, program music was not a new thing. As we shall see, earlier European composers had already established the various techniques with which music can communicate meaning. Similarly, composers and performers in other parts of the globe had long exploited sound as a storytelling vehicle.

We will begin, however, in 19th century Europe, with perhaps the most famous piece of program music to emerge from the concert tradition.

## HECTOR BERLIOZ, *FANTASTICAL SYMPHONY*

When the French composer Hector Berlioz (1803-1869) premiered what was to be his most famous and influential work, he was only 27 years old. 1830, however, was a big year for the young composer. Not only was his *Fantastical Symphony* (French: *Symphonie Fantastique*) premiered in December at the Paris Conservatory, but he also won the Rome Prize (French: Prix de Rome), the top honor for French composers.

However, Berlioz's training as a composer had been largely self-directed. His father had intended for him to become a physician, and it was to study medicine at the University of Paris that he had first moved to the city. Berlioz completed medical school, despite his disgust at the task of dissecting dead bodies, but he continued to pursue his musical interests throughout the course of his professional education. He gave up medicine upon graduating in 1824 and enrolled in the Paris Conservatory two years later.

During the **Romantic** era (roughly 1815 to 1900), audiences were fascinated by the personal lives of artists. They tended to understand artistic expression as autobiographical, and they perceived works through the lens of an artist's personal experience. In the case of *Fantastical Symphony* this was easy to do, for Berlioz was directly inspired by his own real-world experiences. Before discussing the symphony, therefore, we must dedicate some attention to Berlioz's love life.

### The Origins of Berlioz's Symphony

In 1827, Berlioz attended a series of Shakespearean performances put on in Paris by a company of Irish actors. Over the course of several plays, he became obsessed with the actress Harriet Smithson, whom he saw in the roles of Ophelia (*Hamlet*) and Juliet (*Romeo and Juliet*). His subsequent behavior, which included moving into an apartment from which he could monitor her own dwelling and subjecting her to a deluge of correspondence, can only be described as stalking. She ignored his advances, however, and returned to London in 1829 without ever having met the composer.

Despite never so much as speaking to Harriet, Berlioz felt compelled to channel his passion into musical composition. He let it be widely known that *Fantastical Symphony*, which tells the story of a romantic obsession gone wrong (details later), was about Harriet Smithson.



**Image 6.1:** This photograph of Berlioz was taken in 1863, many decades after his success with *Fantastical Symphony*.

Source: Wikimedia Commons

Attribution: Pierre Petit

License: Public Domain



**Image 6.2: Given her fame as an actress, Harriet Smithson was painted many times. This portrait is by George Clint.**

Source: Wikimedia Commons

Attribution: George Clint

License: Public Domain

Berlioz's romantic interests were intense but fleeting. He soon recovered from his infatuation with Smithson and in 1830 became engaged to Marie Moke. His status as the winner of the Rome Prize required that he spend several years studying composition in Italy, and while he was abroad he received word from Marie's mother that she was going to marry the wealthy piano manufacturer Camille Pleyel instead. Berlioz flew into a rage. He purchased guns, poison, and a costume, and boarded a train for Paris with the intention of sneaking into the Moke home dressed as a woman and murdering mother, daughter, and fiancée before taking his own life. During the course of the trip, however, his passion cooled, and he abandoned the plan before arriving in Paris. He returned to Italy to complete the terms of his award.

Then, in 1832, Harriet Smithson found herself back in Paris. Berlioz saw that she was provided with a ticket to the premiere of his second symphony, entitled *The Return to Life* and conceived of as a sequel to *Fantastical Symphony*. She wrote him a letter complimenting the symphony and the two finally met. They began an affair and married in 1833, although it is widely suspected that Smithson only agreed to the union because of her dire financial situation. The two were not happy, and formally separated in 1843.

In the case of another composer, the above personal details might be gratuitous. In the case of Berlioz, however, they are essential. Not only did his audiences know about his love life, but they relished the opportunity to perceive his music as a window into his most intimate passions. Of course, *Fantastical Symphony* was not altogether autobiographical. In fact, most of the story, to which we will turn now, was lifted from books that Berlioz was reading at the time.

Berlioz went to great trouble to create, revise, and publicize the story told by his music. He published several versions, the last of which accompanied the 1855 version of the **score**. It was important to Berlioz that audiences were familiar with the story. For the 1830 premiere, he saw that his narrative was published in Parisian newspapers and distributed to audience members at the performance. (At this time, it was unusual for concert patrons to be provided with a printed program.) In the 1845 version of the score, Berlioz explained the importance of his narrative: "The following programme must therefore be considered as the spoken text of an opera, which serves to introduce musical movements and to motivate their character and expression." In short, he did not seem to believe that the music could speak entirely for itself.

## The Structure and Story of *Fantastical Symphony*

Berlioz subtitled his *Fantastical Symphony* “An Episode in the Life of an Artist, in Five Parts.” The artist in question was, of course, himself. The five parts were five distinct movements—an unusual design for a symphony. While most symphonies have four movements, Berlioz was self-consciously following in the footsteps of Ludwig van Beethoven, whose only program symphony—his Symphony No. 6 “Pastoral”—also had five movements. Beethoven’s symphony told the story of a visit to the countryside, but it did so in very vague terms. The only texts were the five movement titles, which described the sensation of peace upon arriving in nature, a scene by a brook, a peasant festival, a thunderstorm, and feelings of relief after the storm had passed. To tell his story, Beethoven deployed musical topics associated with the countryside and incorporated mimetic gestures, including orchestral imitations of droning bagpipes and violent lightning strikes. Berlioz used the same techniques, but took the idea of writing a program symphony much further.

Berlioz’s five movements are entitled “Reveries—Passions,” “A Ball,” “Scene in the Fields,” “March to the Scaffold,” and “Dream of a Witches’ Sabbath.” In the first movement, a young musician catches sight of his ideal woman and immediately falls in love with her. We learn from Berlioz’s text that the musician always hears the same melody in his head when he sees or thinks of her—a melody “in which he recognizes a certain quality of passion, but endowed with the nobility and shyness which he credits to the object of his love.” Berlioz termed this melody the “obsession” (French: *idée fixe*).

The obsession melody returns in each of the five movements. In the second movement, we hear it when the protagonist glimpses the object of his affection at a ball. In the third movement, the protagonist sits alone in the countryside, listening to shepherds play their pipes. At first he feels hopeful about the future, but he is soon overwhelmed with suspicion and foreboding. The obsession melody reveals the subject of his disturbed brooding.

Because we will examine the fourth and fifth movement in detail, it is worth reading Berlioz’s original description of each in full. His text to accompany the fourth movement reads as follows:

Convinced that his love is spurned, the artist poisons himself with opium. The dose of narcotic, while too weak to cause his death, plunges him into





**Image 6.3: This French lithograph imagines the scene at a ball captured in the second movement of Berlioz’s symphony. The protagonist is clearly Berlioz himself.**

Source: Wikimedia Commons  
Attribution: Henri Fantin-Latour  
License: CC0

a heavy sleep accompanied by the strangest of visions. He dreams that he has killed his beloved, that he is condemned, led to the scaffold and is witnessing *his own execution*. The procession advances to the sound of a march that is sometimes sombre and wild, and sometimes brilliant and solemn, in which a dull sound of heavy footsteps follows without transition the loudest outbursts. At the end of the march, the first four bars of the *idée fixe* reappear like a final thought of love interrupted by the fatal blow.

It is here that we begin to depart notably from reality. Although Berlioz was indeed an opium user, as evidenced by letters that he wrote to his father in 1829 and 1830, it seems likely that his ideas for this movement came primarily from a book he was reading, Thomas De Quincey’s *Confessions of an English Opium-Eater* (1821).

**March to the Scaffold**

<div style="display: flex; align-items: center; justify-content: space-between;">   <div style="text-align: right;"> <p>“March to the Scaffold” from <i>Fantastical Symphony</i>                      Composer: Hector Berlioz                      Performance: London Symphony Orchestra,                      conducted by Sir Eugene Goossens (2013)</p> </div> </div>		
Time	Form	What to listen for
0’00”	“The procession advances to the sound of a march. . .”	A rhythmic pattern played on the timpani sets the scene for a procession
0’28”	“. . .that is sometimes sombre and wild, . . .” [March theme A]	This theme, on which we hear many variations, consists of a descending scale with a brief ascending motif at the end
1’40”	“. . .and sometimes brilliant and solemn” [March theme B]	This theme, which is considerably louder and more triumphant, features the brass playing dotted rhythms

2'11"	March theme A	The A theme returns briefly, played by the strings and woodwinds in an interlocking texture
2'22"	March theme B	The B theme returns, this time with an active string accompaniment
2'52"	March theme A	The A theme returns as it did before
3'00"		The low brass play the descending scale of the A theme repeatedly at successively higher pitch levels, thereby building intensity
3'14"		The entire orchestra plays the A theme, first in its natural form and then upside down (an ascending scale)
3'40"	Coda	We hear a new theme at a faster tempo
4'17"	“. . .the first four bars of the idée fixe reappear like a final thought of love. . .”	We hear the obsession melody in the solo clarinet
4'26"	“. . .interrupted by the fatal blow.”	The melody is cut off by a resounding chord, symbolizing the fall of the guillotine blade; triumphant chords from the brass represent the cheers of the crowd

“March to the Scaffold” exhibits all three of the communication techniques outlined above: mimesis, quotation, and the use of musical topics. For most of the movement, we hear two contrasting march themes, one (according to Berlioz’s description) “sombre and wild” and the other “brilliant and solemn.” These themes exemplify the use of musical topics. We are able to recognize them immediately as marches due to the tempo, the brisk character, and the instrumentation, which features percussion and brass. In the final passage of the movement, the tempo accelerates and the excitement builds. Then, out of nowhere, we hear the obsession melody played on a solo clarinet. This, of course, is an example of quotation. We are familiar with this melody and we know that it represents the protagonist’s beloved. We can easily hear it, therefore, as his final thought of her. Before the melody can

conclude, a great noise from the orchestra represents the guillotine blade crashing down. This is followed by two pizzicato “bounces” of the severed head and a series of raucous “cheers” from the crowd. All of this is mimesis, for Berlioz uses the orchestra to represent the sounds of the scene he is portraying.

“March to the Scaffold” was the most successful of the symphony’s five movements, and it was frequently programmed as a standalone work during Berlioz’s lifetime. However, the final movement, “Dream of a Witches’ Sabbath,” offers even better examples of our three communication strategies. It is also shows off Berlioz’s extraordinary skill at using the orchestra. The music of Berlioz is still studied today by students of **orchestration**, and his 1843 *Treatise on Instrumentation* is still in print. He was also responsible for growing the orchestra in size. Although he wanted 220 musicians for the premiere of *Fantastical Symphony*, he had to settle for a mere 130. In addition to increasing the size of the string sections, Berlioz increased the number of required wind parts. *Fantastical Symphony* calls for four different types of clarinets, four bassoons, four harps, and an enormous percussion section, in addition to two instruments—the ophicleide (part of the tuba family) and the cornet à pistons (part of the trumpet family)—that were not typically included in the symphony orchestra. The final movement of *Fantastical Symphony* makes the most dramatic use of this extensive orchestral palette.



**Image 6.4: Berlioz’s large orchestras were also loud. This became a frequent subject for humor throughout his lifetime, as in this 1846 cartoon that portrays the composer in the midst of brass, string basses, and a cannon.**

Source: Wikimedia Commons  
 Attribution: User “Flopilot2012”  
 License: CC BY-SA 3.0

### Dream of a Witches’ Sabbath

		<p>“Dream of a Witches’ Sabbath” from  <i>Fantastical Symphony</i>                      Composer: Hector Berlioz                      Performance: London Symphony Orchestra,                      conducted by Sir Eugene Goossens (2013)</p>
Time	Form	What to listen for
o’oo”	“Strange sounds, . . .”	Tremolo in the violins and violas



0'03"	"...groans,..."	Upward sweeps in the cellos and basses
0'17"	"...outbursts of laughter;..."	Chromatic descent in the violins and violas
0'32"	"...distant shouts which seem to be answered by more shouts."	Call and response between woodwinds and a muted horn
0'53"		All of the preceding material is repeated, with some variations
1'37"	"The beloved melody appears once more, but has now lost its noble and shy character; it is now no more than a vulgar dance tune, trivial and grotesque"	We hear the opening of the obsession melody in the clarinet; it is played at a fast tempo with an uneven, dance-like rhythm
1'46"	"Roar of delight at her arrival"	The brass enter at top volume
1'58"	"She joins the diabolical orgy"	We hear the entire obsession melody in the high-pitched E-flat clarinet, accompanied primarily by double reeds
3'11	"The funeral knell tolls..."	The orchestra bells sound the tolling of the knell
3'39"	"...burlesque parody of the Dies irae..."	The opening phrase of the "Dies irae" melody is heard, first in the low brass, then in the trombones at twice the tempo, and finally in the woodwinds and pizzicato strings at twice the tempo again
4'18"		The second phrase of the "Dies irae" melody undergoes similar treatment

4'42"		The third phrase of the “Dies irae” melody undergoes similar treatment
5'20"	“. . . the dance of the witches. . .”	A new theme emerges in the strings
5'38"		The new theme, which we recognize as “the dance of the witches,” is presented first in the cellos, then the violins, then in the woodwinds
7'28"		A hint of the “Dies irae” melody return in the cellos and basses; the other strings play fragments of “the dance of the witches”
8'34"	“The dance of the witches combined with the Dies irae.”	We hear complete statements of both melodies layered atop one another, “Dies irae” in the brass and “the dance of the witches” in the strings

Berlioz explained the action in “Dream of a Witches’ Sabbath” as follows:

He sees himself at a witches’ sabbath, in the midst of a hideous gathering of shades, sorcerers and monsters of every kind who have come together for his funeral. Strange sounds, groans, outbursts of laughter; distant shouts which seem to be answered by more shouts. The beloved melody appears once more, but has now lost its noble and shy character; it is now no more than a vulgar dance tune, trivial and grotesque: it is she who is coming to the sabbath... Roar of delight at her arrival... She joins the diabolical orgy... The funeral knell tolls, burlesque parody of the *Dies irae*, the *dance of the witches*. The dance of the witches combined with the Dies irae.

The movement opens exactly as Berlioz describes, with “strange sounds, groans, outbursts of laughter.” Strange sounds are certainly heard in the violins. The players employ a technique known as **tremolo**, in which the bow is moved back and forth very quickly to produce a shaking effect. The cellos undeniably provide the groans, with their quick upward melodic sweeps. Both the violins and trombones can later be heard as laughing. Next we hear “distant shouts” in the high winds, echoed by “more shouts” from a muted horn. The opening passage, therefore, is constructed almost exclusively with the use of mimetic techniques.

When the obsession melody returns, it has indeed transformed in character. It is now a lively, impish dance tune played on the E-flat clarinet—an uncommon, high-pitched version of the instrument with a piercing sound quality. The tune is

at first interrupted by a mimetic “roar of delight” from the orchestra, after which it is heard in full. In this case, quotation is combined with the use of a musical topic. We recognize the melody and understand what it represents, but the fact that it is presented as a dance tune adds meaning to its appearance.

After the dance dies away we hear the funeral bells. This barely even counts as mimesis, since Berlioz calls for actual bells to be struck. (He uses the tubular orchestra bells that are included in a standard large percussion section.) Next he employs a second quotation. This time he quotes a melody from outside the symphony—indeed, it is a melody that was composed more than 500 years before Berlioz was even born!

The “Dies irae” comes from the body of medieval Catholic church music known as **Gregorian chant**. This particular chant was composed in the 13th century and was associated with the funeral **Mass**, or **Requiem**. It was sung at the graveside and contains a particularly ominous text. The first three lines read as follows:

A day of wrath; that day,  
it will dissolve the world into glowing ashes,  
as attested by David together with the Sibyl.

What trembling will there be,  
when the Judge shall come  
to examine everything in strict justice.

The trumpet’s wondrous call sounding abroad  
in tombs throughout the world  
shall drive everybody forward to the throne.

The long text continues on to describe the coming of Judgment Day, when sinners are cast into Hell to endure eternal torment. Berlioz’s audience in Catholic France would have recognized this melody immediately, and would likewise have known the associated text. For them, the “Dies irae” carried connotations of terror and hellishness. By using it in his symphony, therefore, Berlioz was able to take advantage of those connotations without incorporating text directly. The “Dies irae” provided the perfect backdrop for his triumphant witches.

Next Berlioz incorporates another dance topic, named in his synopsis as the “dance of the witches.” We don’t recognize the melody itself, but we have no trouble acknowledging that it is a dance, and Berlioz’s description helps us to understand exactly what it going on. Finally, before the raucous conclusion, we hear the “Dies irae” and the “dance of the witches” juxtaposed, each sounding at the same time in a different part of the orchestra. The concluding passage also includes more unusual string techniques, including *col legno* (with wood), for which players turn their bows over and bounce the stick on their strings. This creates an eerie tapping effect.

## Modest Mussorgsky, *Pictures at an Exhibition*

The Russian composer Modest Mussorgsky (1839-1881) was just a generation younger than Berlioz, and their careers overlapped for several decades. The two composers, however, lived in different worlds. Berlioz was French and worked in Paris, a major European cultural center. He received a formal music education and was well-connected with leading figures across the arts. Mussorgsky, on the other hand, was not even a professional composer, and was excluded from his country's growing musical establishment. His status as an outsider, however, only inspired Mussorgsky to find a unique artistic voice, and he emerged as one of the most important Russian composers of the 19th century.



**Image 6.5: This portrait of Modest Mussorgsky was painted by Ilya Repin in 1881.**

Source: Wikimedia Commons

Attribution: Ilya Repin

License: Public Domain

## Mussorgsky and Russian Identity

Mussorgsky's career was split between military and civil service. He enrolled in Cadet School at the age of 13 and subsequently accepted a commission in the Russian Imperial Guard. He resigned his commission in 1858 so as to be able to focus more energy on music, but it was not feasible for him to compose for a living, so he instead took a series of administrative posts with the government.

Mussorgsky's main interest, however, was music. He studied composition with Miliy Alexeyevich Balakirev, who had emerged as the ideological leader of the nationalist movement in Russian music. Mussorgsky also developed close personal relationships with the other young composers in Balakirev's circle, all of whom saw themselves as anti-establishment figures in search of authentic Russian musical expression. Together, these composers were known as "the mighty handful"—an evocative nickname that has been identified with the progressive strain of late 19th-century Russian music ever since.

Despite their interest in developing a uniquely Russian school of composition, Mussorgsky and his colleagues were primarily influenced by European concert music. They studied the scores of Mozart, Beethoven, Schubert, Schumann, Chopin, Liszt, and Berlioz, the last of whom they particularly admired. Because they were largely self-trained and valued experimental approaches, however, these composers succeeded in adapting European forms and techniques to their own creative ends.

## Capturing Visual Art in Music

Mussorgsky composed *Pictures at an Exhibition* after attending an art exhibit in commemoration of his friend Viktor Hartmann, who had died suddenly of an aneurism in 1873. Hartmann had belonged to the progressive school of Russian art, which sought to develop a uniquely Russian approach to the visual arts. It is natural enough, therefore, that Mussorgsky should have felt a kinship with Hartmann, for he and “the mighty handful” sought to accomplish the same thing in the realm of music. Mussorgsky had acquired a large number of Hartmann’s paintings, which he allowed to be displayed as part of the exhibit in St. Petersburg.

After walking through the galleries, Mussorgsky was inspired to compose a piece of music that captured the experience in sound. He completed the work in only twenty days. *Pictures at an Exhibition* was initially conceived of as a ten-movement **suite** for piano. Each movement represents a Hartmann work, while a “Promenade” interlude between many of the movements symbolizes the act



**Image 6.7: Hartmann’s painting of the Paris catacombs inspired the eighth movement of Mussorgsky’s suite.**

Source: Wikimedia Commons  
 Attribution: Viktor Hartmann  
 License: Public Domain



**Image 6.6: A photograph of Russian architect and artist Viktor Hartmann.**

Source: Wikimedia Commons  
 Attribution: Unknown  
 License: Public Domain



**Image 6.8: Hartmann’s Plan for a City Gate inspired the grandiose final movement of Mussorgsky’s suite.**

Source: Wikimedia Commons  
 Attribution: Viktor Hartmann  
 License: Public Domain

of walking from one painting to the next. Unfortunately, many of the paintings themselves have been lost, but Hartmann’s work has lived on in this enormously popular musical composition.

Mussorgsky wrote for piano in part because he was not a skilled orchestrator. However, a large number of later composers took on that task, and as a result many different versions of *Picture at an Exhibition* have been performed over the past century. *Pictures* is heard most frequently as an orchestral work, and the most successful orchestration was created by the French composer Maurice Ravel in 1922. There are also versions for chamber orchestra, band, brass ensemble, and solo guitar. However, the popularity of *Pictures* has resulted in additional adaptations that live outside the concert hall. It has been performed by numerous rock bands—including Emerson, Lake, and Palmer, who recorded it live in 1971—and even formed the basis for early experiments in the world of electronic music.



For this reason, *Pictures at an Exhibition* presents a wonderful opportunity to consider the significance of **timbre**. We will examine two movements in depth, and for each we will compare four different versions: Mussorgsky’s 1874 composition for piano, Ravel’s 1922 orchestration, Japanese synthesizer artist Isao Tomita’s 1975 interpretation, and German thrash metal band Mekong Delta’s 1996 recording. All four versions contain exactly the same pitches and rhythms, but they sound quite different from one another due to the divergent sound qualities available from piano, orchestra, synthesizer, and rock band. It is impossible to argue that one version is the “best.” Instead, each brings unique strengths to the task of sounding Mussorgsky’s composition and each connects with different listeners.



**Image 6.9:** Here we see the album cover for Tomita’s 1975 *Pictures at an Exhibition*.

Source: Flickr  
 Attribution: Jacob Whittaker  
 License: CC BY-NC-SA 2.0

**The Gnome**

		<p>“The Gnome” from <i>Pictures at an Exhibition</i>                  Composer: Modest Mussorgsky                  Performance: Sergei Oskolkov (2003)</p>
Time	Form	What to listen for
0’00”	A	This theme is loud, accented, and angular; it includes many descending and ascending leaps

0'18"	B	In this theme, the right hand repeats a descending figure that outlines an unusual scale
0'40"	A	
0'54"	C	This slow, ominous theme is played quietly in the low range of the piano; it is periodically interrupted by loud fragments of A
1'47"	D	The left hand descends chromatically while the right hand executes descending leaps; then the parts switch
2'11"	B	The B theme returns, but the left hand part is reminiscent of the C theme
2'37"	Coda	The movement concludes with a rapid passage in which the left hand descends and the right hand ascends

The first movement of *Pictures at an Exhibition* is entitled “The Gnome.” Although the original Hartmann painting has been lost, it is known to have depicted a grotesque nutcracker with large teeth. It was undoubtedly disturbing. Mussorgsky captured the image in sound using a variety of techniques. “The Gnome” begins with a sequence of abrupt, angular melodic fragments. They are unpredictable and unpleasing, lurching about in a way that mimetically capture the motions of the creature they portray. A second, contrasting section contains an uneven descending melody with a dissonant, oscillating accompaniment. A third section vacillates ominously between low and high pitches, while a final section is loud and threatening. Fragments of the first section interrupt when least expected. Throughout, “The Gnome” is characterized by contrast and surprise, and it concludes with a frightening rush to the final cadence. The listener never knows what is going to happen next and is not given the opportunity to relax.




The piano version contains the unpredictable rhythms and rapid mood changes that are central to Mussorgsky’s vision, but the instrument imposes several limitations. To begin with, striking the keys of a piano always produces essentially the same type of sound. While a piano can execute a large range of pitch and dynamic levels, its ability to do so does not compare to an orchestra, which can play higher, lower, louder, and softer. An orchestra, however, lacks the spontaneity and responsiveness of a solo pianist, who only has to coordinate with herself.

Ravel’s orchestration<sup>1</sup> has emerged as the most common because, like Berlioz, he knew how to take full advantage of the ensemble’s potential. He puts the opening melodic gesture in the low strings with an echo in the low brass, thereby

creating a darker and more ominous sound quality than is available from the piano. Punctuations from the percussion section further heighten the tension. The next passage features the warm sounds of flute and celeste, with an accompaniment by the string section using **pizzicato** (a technique for which players pluck the strings instead of bowing them) and **glissando** (a technique for which players slide their fingers down the length of the string). Just as Berlioz used the low brass to make his “Dies irae” quotation sound threatening, Ravel uses them to increase the sense of danger and violence in his orchestration. Throughout, he never uses the same combination of instruments twice, thereby introducing an element of variety and surprise that was not available to Mussorgsky.



In his synthesizer version,<sup>2</sup> Tomita takes a similar approach, although of course he has a completely different set of sonic tools at his disposal. Like Ravel, Tomita explores a wide variety of sound qualities—some dark and muted, some percussive, some bright and zingy. He also applies modulatory techniques that transform those sounds, including **low-frequency oscillation**, glissandi, and **panning**. The end result is yet another gloomy sound world, full of contrast and surprise.

Mekong Delta<sup>3</sup> have a more limited sound palette with which to work, but it is well-suited to the task. They differentiate the sections of the piece primarily by changing the role of the drum set. In the first and second sections, the drummer mirrors the rhythms of the melody. In the third and fourth sections, however, the drummer sets up a steady rock beat, which lends the arrangement a sense of growing strength and determination. Other minor variations in instrumentation keep this version interesting throughout.

<p>1.</p> 	<p>“The Gnome” from <i>Pictures at an Exhibition</i>          Composer: Modest Mussorgsky, orchestrated by Maurice Ravel          Performance: Wiener Philharmoniker, conducted by Valery Gergiev (2002)</p>
<p>2.</p> 	<p>“The Gnome” from <i>Pictures at an Exhibition</i>          Composer: Modest Mussorgsky          Performance: Isao Tomita (1975)</p>
<p>3.</p> 	<p>“The Gnome” from <i>Pictures at an Exhibition</i>          Composer: Modest Mussorgsky          Performance: Mekong Delta (1996)</p>




## Ballet of the Unhatched Chicks

  <p>“Ballet of the Unhatched Chicks” from <i>Pictures at an Exhibition</i>                  Composer: Modest Mussorgsky                  Performance: Byron Janis (1962)</p>		
Time	Form	What to listen for
0’00”	A	Discordant sounds are produced when the pianist plays two keys that are next to one another; this humorous effect calls to mind the chirping of chicks
0’15”	A	
0’30”	B	In this section, almost every note has a trill, meaning that the player oscillates quickly between two adjacent keys
0’41”	B’	Although the right hand plays a new melody, the left hand remains stable, indicating that this is a variation of B; this time, quick passages of notes resemble clucking
0’52”	A	
1’08”	Coda	The very brief coda provides a final cadence

The fifth movement of *Pictures at an Exhibition*, “Ballet of the Unhatched Chicks,” is quite different. In this case, we still have the artwork that inspired the music. It is not a finished painting, but rather a sketch for a costume that Hartmann had designed for an 1871 production of the ballet *Trilby* at the Bolshoi Theater. The cast members were to portray unhatched baby chickens dancing in their shells.

Mussorgsky clearly saw the humor in this image, as well as in the dancing that one might imagine to have been performed in such a costume. His brief musical depiction, therefore, is highly comical. He employs a simple **ternary form** (A B A). Although the A and B sections of the form feature different melodies, we hear the chicks chirping and hopping throughout. While Mussorgsky used **dissonance** to



**Image 6.10: Viktor Hartmann’s costume design for the 1871 ballet *Trilby*.**




Source: Wikimedia Commons  
 Attribution: Viktor Hartmann  
 License: Public Domain

signal fear and danger in “The Gnome,” here he uses it to indicate the ridiculous nature of the scene. Occasionally, a lone, sustained note interrupts the dance—the voice of the mother hen, perhaps? An abrupt ending completes the comic effect.

For his orchestrated version,<sup>4</sup> Ravel chose to feature the high-pitched instruments whose voices most closely match those of the chicks being portrayed: violin, flute, clarinet, oboe, and bassoon. While he used percussion in “The Gnome” to accentuate the moments of greatest terror, here he uses percussion—cymbals in the A section, snare in the B section—to add comic touches.

Tomita<sup>5</sup> takes the idea of comedy the furthest. The same can be said concerning the idea of chickens, for—in an extreme case of mimesis—he uses a variety of simulated clucks and chirps to perform the melody. In the middle section of the form, he pans his chickens between audio channels and fades their voices in and out. Additional comic noises round out the scene.

The members of Mekong Delta<sup>6</sup> use rounded timbres in place of distorted ones to create a sound world for “Ballet of the Unhatched Chicks” that is surprisingly far removed from that of “The Gnome.” The regular, energetic rhythmic underpinning from the drummer provides a sense of liveliness. Mekong Delta does not attempt to imitate the sounds of chickens in any way, but instead captures the lighthearted enthusiasm of the Mussorgsky composition.

4.		<p>“Ballet of the Unhatched Chicks” from <i>Pictures at an Exhibition</i>                  Composer: Modest Mussorgsky, orchestrated by Maurice Ravel                  Performance: Wiener Philharmoniker, conducted by Gustavo Dudamel (2016)</p>
5.		<p>“Ballet of the Unhatched Chicks” from <i>Pictures at an Exhibition</i>                  Composer: Modest Mussorgsky                  Performance: Isao Tomita (1975)</p>
6.		<p>“Ballet of the Unhatched Chicks” from <i>Pictures at an Exhibition</i>                  Composer: Modest Mussorgsky                  Performance: Mekong Delta (1996)</p>

## ANTONIO VIVALDI, *THE FOUR SEASONS*, “SPRING”

Composers were writing program music long before Berlioz or Mussorgsky. In earlier periods, however, such compositions were generally perceived as entertaining novelties, not the future of concert art. The Italian violinist and composer Antonio Vivaldi (1678-1741) was particularly fond of program music, and he produced a great deal. His set of violin **concertos** known as *The Four*

*Seasons* (Italian: *Le quattro stagioni*, 1725) are the most famous. Indeed, they rank among the best known pieces of music from the European concert tradition.

### Vivaldi's Career

Vivaldi spent his life in the city of Venice, which at the time was a wealthy and independent Republic. He initially trained as a Catholic priest, but ill health prevented him from performing many of his duties. However, he became highly skilled as a violinist and composer, and in 1703 he took the position of violin master at a local orphanage, the Devout Hospital of Mercy (Italian: Ospedale della Pietà; note that Hospital at this time does not indicate a center for medical care).

Venetian orphanages were not the squalid workhouses we know from Victorian literature. Indeed, quite the opposite. It was common—even acceptable—for Venetian aristocrats to keep mistresses, but the children of these relationships could not be brought up in the marital home. Instead, unwanted infants were deposited at orphanages via the *scaffetta*, which was an opening just large enough to fit a newborn. While not all of the surrendered infants were of high birth, the city's noblemen took an interest in the welfare of their illegitimate children, which meant that the orphanages were always well-funded. The children



**Image 6.11: This portrait of Antonio Vivaldi was completed by Pier Leone Ghezzi in 1723. The text refers to Vivaldi as “The Red Priest,” a nickname he was given due to his curly red hair.**

Source: Wikimedia Commons  
 Attribution: Pier Leone Ghezzi  
 License: Public Domain



**Image 6.12: This painting captures Venice in the time of Vivaldi. The coastal city is interwoven with canals and therefore largely navigable by boat.**

Source: Wikimedia Commons  
 Attribution: Canaletto  
 License: Public Domain



**Image 6.13: This 19th-century engraving depicts the orphanage at which Vivaldi was employed. The building no longer stands.**

Source: Wikimedia Commons  
 Attribution: Unknown  
 License: Public Domain

were brought up with all of the advantages (except parents), and were prepared for comfortable lives.

The Devout Hospital of Mercy, at which Vivaldi took a position, was an orphanage for girls. His job was to teach them the musical skills that would allow them to secure desirable husbands. Vivaldi was exceptionally good at his job, and soon the girls at the orphanage became the best musicians in the city. He not only taught them how to play their instruments but wrote music for them to play. His primary vehicle was the concerto, which is a work for an instrumental soloist accompanied by an orchestra. Over the course of his career, Vivaldi wrote 500 concertos. About half were for violin, including 37 for his most successful protege, a virtuoso known as Anna Maria dal Violin. The other were mostly for bassoon, flute, oboe, and cello—all instruments played by girls at the Hospital.

Naturally enough, the citizens of Venice wanted to hear the girls perform. This, however, presented a serious problem. Women in Venetian society were generally prohibited from performing publicly. Some women took to the opera stage, but in doing so they were confirming their sexual availability and precluding the possibility of marriage. Most of the girls at the orphanage were destined for either husbands or a lifetime of service to the church, so they could not become soiled in this way. Those who did desire a career in music were likely to stay at the orphanage into adulthood, where they were provided with an opportunity to teach and perform. At least two girls who studied at the orphanage, Anna Bon and Vincenta Da Ponte, went on to become composers.

The orphanage developed a clever means by which to facilitate public performances without upsetting social convention. Each Sunday night, a public Vespers service was held for which the orchestra and choir provided music. Although this weekly church service was, for all intents and purposes, a public concert, the simple act of retitling protected the girls' honor. Members of high society came from across the region to hear the girls, who were physically isolated from the visitors to further ensure their chastity.

Vivaldi was promoted to music director in 1716, and he continued to teach at the orphanage even as he became quite famous outside of Venice. In addition to writing instrumental music, he wrote operas that were staged across Europe and provided choral music for Catholic church services. His long tenure at the orphanage was noteworthy, for male teachers at girls' orphanages usually got into trouble with one of their charges and eventually had to be dismissed. Vivaldi, on the other hand, developed a reputation for his ethical behavior.

For Vivaldi, the concerto was a relatively new genre. The first concertos had been written by Italian composers in the middle of the 17th century. At first, soloists were used primarily to add variation in volume to an orchestral performance—after all, a few players make less noise than many, and individual string instruments of the time did not have a large dynamic range. Vivaldi still valued the potential for concertos to include a great deal of variety, but he also used them as a vehicle for



**Image 6.14: This 1720 depiction of a concert at the Devout Hospital of Mercy shows how the girls performed from high balconies, out of reach from visitors. Not well represented are the ornate grates that hid the girls from view.**

Source: Wikimedia Commons

Attribution: Gabriele Bella, photographer Didier Descouens

License: CC BY-SA 4.0

virtuosic display. The solo parts, therefore, were often quite difficult, and allowed the player to show off her capabilities.

An early 18th-century concerto always followed the same basic form. It would contain three movements in the order fast-slow-fast. The outer movements would both be in **ritornello form**. “Ritornello” is an Italian term that roughly translates to “the little thing that returns,” and it refers to a passage of music that is heard repeatedly. In a concerto, the ritornello is played by the orchestra. It is heard at the beginning and at the end of a movement, but also frequently throughout, although often not in its entirety. In between statements of the ritornello, the soloist plays. Although the ritornello always remains basically the same, the material played by the soloist can vary widely. The slow movement of a concerto would consist of an expressive melody in the solo instrument backed up by a repetitive accompaniment in the orchestra.

## Spring

We will see an example of these forms in Vivaldi’s “Spring” concerto. However, form is certainly not what makes this composition interesting. Vivaldi published his



**Image 6.15: This 1723 portrait shows Vivaldi with his violin.**

Source: Wikimedia Commons

Attribution: Unknown

License: Public Domain

*Four Seasons* concertos in a 1725 collection entitled *The Contest Between Harmony and Invention*. This evocative title was supposed to draw attention to novel aspects of Vivaldi's latest work. While eight of the twelve concertos contained in the collection were adventurous in purely musical terms, the first four were unusual for programmatic reasons.

Each of the *Four Seasons* concertos—one each for Spring, Summer, Autumn, and Winter—was accompanied by a sonnet. The poetry described the dramatic content of the music, and Vivaldi went to great trouble to indicate exactly how the music reflected the text. To do so, he inserted letter names beside each line of poetry and then placed the same letter at the appropriate place in the score.

The correlation between musical and poetic passages, however, is easy to hear. This, in combination with the fact that no author is indicated, has led most scholars to believe that Vivaldi wrote the sonnets himself.

The sonnet for the “Spring” concerto reads as follows. The lines of poetry are broken up between the three movements, each of which is titled with an Italian tempo marking:

I. *Allegro*

Springtime is upon us.  
The birds celebrate her return with festive song,  
and murmuring streams are  
softly caressed by the breezes.  
Thunderstorms, those heralds of Spring, roar,  
casting their dark mantle over heaven,  
Then they die away to silence,  
and the birds take up their charming songs once more.

II. *Largo*

On the flower-strewn meadow, with leafy branches  
rustling overhead, the goat-herd sleeps,  
his faithful dog beside him.

III. *Allegro*

Led by the festive sound of rustic bagpipes,  
nymphs and shepherds lightly dance  
beneath the brilliant canopy of spring.



“Spring,” Movement I  
 Composer: Antonio Vivaldi  
 Performance: Anne-Sophie Mutter with the  
 Wiener Philharmoniker, conducted by  
 Herbert Von Karajan (2003)


Time	Form	What to listen for
0’00”	Ritornello - “Springtime is upon us.”	The ritornello has an internal form of aabb; its simplicity and repetition suggest a folk dance
0’29”	A - “The birds celebrate her return with festive song, . . .”	The solo violinist and two violinists from the orchestra join together in imitation of birdsong
1’03”	Ritornello	The ritornello is slightly abbreviated in this and all future appearances
1’10”	B - “. . .and murmuring streams are softly caressed by the breezes.”	The entire orchestra plays repetitive figures that rise and fall, imitating the murmur of the stream
1’33”	Ritornello	
1’40”	C - “Thunderstorms, those heralds of Spring, roar, casting their dark mantle over heaven, . . .”	The orchestra imitates thunder with low-range tremolo and lightning with quick ascending scales; the solo violinist shows off their virtuosity with rapid arpeggios
2’08”	Ritornello	This ritornello is in the minor mode
2’16”	D - “Then they die away to silence, and the birds take up their charming songs once more.”	The solo violinist slowly ascends using repeated notes, suggesting calmness; the section ends with trills in the the violins, another imitation of birdsong

2'32"	Ritornello	This ritornello is the least stable, as it moves from one key to another
2'42"	E	This solo does not correspond with a passage of poetry; its sole function is to prepare the final ritornello
2'56"	Ritornello	The last thing we hear is the bb section of the ritornello

The opening ritornello in the first movement captures the spirit of the first line of poetry. It is joyful and exuberant. It is also simple and repetitive, giving the impression that it might really be folk music—the kind of tune one might hear at a country dance. The birds appear with the first solo episode, which requires two violinists from the orchestra to join with the soloist in imitating avian calls. After an orchestral ritornello, we hear some new music from the orchestra that captures the sounds of murmuring streams and caressing breezes. Another ritornello is followed by the thunderstorm. Rapid notes, sudden accents, and violent ascending scales in the orchestra are interrupted by energetic **arpeggios** in the solo violin, while shifts to the minor mode darken the mood of the passage. After another ritornello, the bird songs gradually reemerge, gaining strength as the storm clears for good. One more solo passage and a final ritornello close out the movement.

The second movement<sup>7</sup> is considerably simpler. The solo violin plays a beautiful, calm melody—suitable for the portrayal of a sleeping goat-herd. Underneath, the leafy branches rustle in the violins, who play undulating, uneven rhythms throughout, while the faithful dog barks in the violas. (This last touch is a little strange, for a barking dog would certainly wake the sleeper, but Vivaldi did not have any other tools with which to represent the animal.) The fact that no low strings or harpsichord are present in this movement gives it an ethereal feeling.

7.



“Spring,” Movement II  
 Composer: Antonio Vivaldi  
 Performance: Takako Nishizaki with the Shanghai  
 Conservatory Symphony Orchestra, conducted by  
 Cheng-wu Fan (2000)

The last movement<sup>8</sup> has the same form as the first, although the storytelling is considerably less intricate. In the opening ritornello, Vivaldi imitates a bagpipe by having the violas, cellos, and basses sustain long notes outlining the interval of a fifth. The sound is meant to remind the listener of a bagpipe’s drone. The rhythms of the melody are appropriate for dancing, while the lively mood sets the scene for a celebration of spring. The soloist—other than momentarily imitating a bagpipe



herself—does not contribute anything in particular to the storytelling. She seems content to interject lively, virtuosic passagework at the appropriate points.

8.



“Spring,” Movement III

Composer: Antonio Vivaldi

Performance: David Nolan with the London Philharmonic Orchestra (2014)

## **CHINESE SOLO REPERTOIRE, *ATTACK ON ALL SIDES* AND *SPRING RIVER IN THE FLOWER MOON NIGHT***

At the same time that European composers were producing vivid programmatic works, a parallel tradition of program music was flourishing in China. We will consider two examples from the literature for solo instruments, which is predominantly programmatic. One piece will portray a historical battle, while the other will reflect on the contents of a famous poem. Although Chinese music follows different rules than European music, is it not difficult for a Western listener to understand what this music is about. This is due both to the use of mimesis and to a cross-cultural agreement about the representation of calm and energetic moods in sound.



**Image 6.16: Music has long been important in Chinese culture. Here, we see musicians in a 6th-century tomb painting.**

Source: Wikimedia Commons

Attribution: Unknown

License: Public Domain

When we discuss this music, however, we will have to do so in slightly different terms than we have so far. Although Chinese musicians have developed a variety of notational systems that have allowed musical compositions to be preserved, they have not always prioritized notation or valued the authority of the composer. Individual pieces are usually passed down directly from performer to performer by means of **oral tradition**, while the names of composers are seldom recorded. As a result, we are not always able to identify the authors of this repertoire or determine when the pieces were written.

The history of music in China extends back for thousands of years, and some of the instruments date to antiquity. This is not to say, however, that the music has remained unchanged, or that all of the repertoire items are old. As we saw in Chapter 4, Beijing opera dates only to the late 18th century, and alternative opera traditions have continued to emerge and change. In the sphere of instrumental music, the use of individual instruments—as well as their physical structure—transformed with the passage of time. We will encounter two instruments, the pipa and the guzheng. In doing so, we will consider their history, construction, and use in the performance of program music.

### **Pipa: Attack on All Sides**

The pipa is a type of **lute** used in a variety of Chinese musical traditions. It dates back to at least the 3rd century, although it did not acquire its modern form until the 20th century. Like most of the instruments commonly used in Chinese music, the pipa was probably imported from Central Asia or India along the Silk Road trade route. At first, it was used only to accompany singing and dancing, but during the Tang dynasty (618–907) a repertoire of solo pipa music emerged. As such, the pipa repertoire is among the oldest in the Chinese tradition. The instrument was historically favored by both aristocrats and working musicians, and was long associated with women—specifically, courtesans.

The pipa has a distinctive, pear-shaped body and is played in an upright position. Modern instruments have twenty-four **frets** spaced according to the Western chromatic scale. The frets on the neck have a unique wedge shape, such that a player's finger does not in fact touch the neck when the string is depressed. The pipa's four strings can be tuned to a variety of pitches. Although they used to be silk, the fact that pipa strings have



**Image 6.17: This 897 painting portrays the planet Venus, embodied as an elegant lady, playing the pipa.**

Source: Wikimedia Commons  
 Attribution: Chang Huai-hsing  
 License: Public Domain

been manufactured out of steel since the 1950s gives the modern instrument a powerful sound. This is further accentuated by the fact that the player wears picks on the fingers of her right hand.

A great deal of the traditional pipa repertoire has survived into the present day due to the publication of four collections in the 19th century. The notation used in these collections, known as *gongche*, is completely unrelated to Western **staff notation**. Instead of mapping pitches and rhythms onto a graph, as staff notation does, it represents pitches with numbers and rhythms with dots and lines. In the context of a tradition that is primarily aural, however, such notation was used only to document music for preservation or reference. It was not used to learn unfamiliar music or in performance.

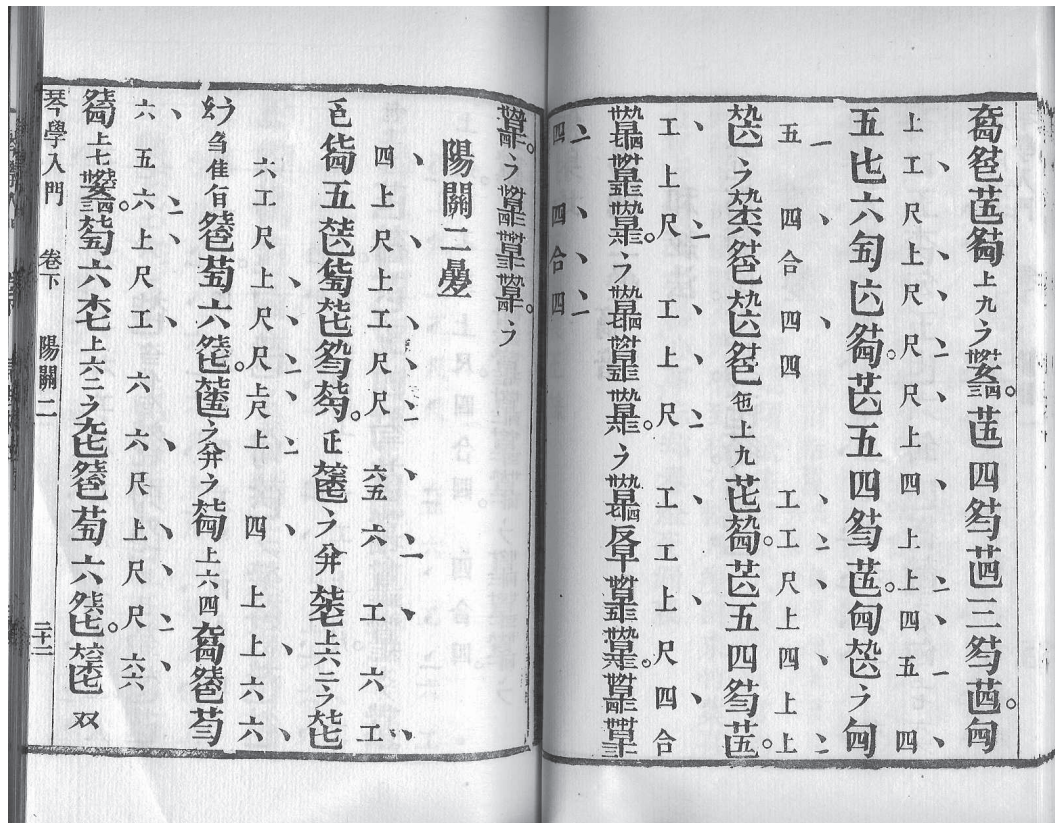


Image 6.18: An example of gongche notation from an 1864 collection.

Source: Wikimedia Commons

Attribution: Cheung Hok

License: Public Domain

*Attack on All Sides*<sup>9</sup> is the most popular piece in the pipa repertoire. It is also very difficult, however, and is usually only performed by the most accomplished players. The earliest notated version appears in an 1818 collection, but it is impossible to say when (or by whom) it was in fact composed. *Attack on All Sides* is an example of a “large” composition, containing many distinct sections. (The pipa repertoire also includes “small” compositions, which are shorter and have a single section.) While *Attack on All Sides* can always be recognized and identified, some

published versions omit sections that are included elsewhere. Therefore, not every performance is identical. No single version can be identified as “correct.” This can be contrasted with most music in the European concert tradition, for which there is generally understood to exist a single authoritative version.

9.



*Attack on All Sides*  
Performance: Jiaju Shen

As with Beijing opera, pipa solos are divided into “civil” and “martial,” the latter having to do with military themes. *Attack on All Sides* is most certainly a martial composition. It portrays a famous battle that took place in 202 BC between the armies of two Chinese provinces, Western Chu and Han, who were fighting for dominion over China. The conflict ended with the Battle of Gaixia, in which the Han troops kidnapped the Chu general’s wife and used her to lure the enemy troops into a canyon. There, they fell victim to the “ambush from ten sides”—another common title for this piece. The battle itself hinged on musical warfare, for the Han sought to defeat their enemy by psychological means. To this end, they sang Chu folk songs throughout the night, with the effect of making the demoralized enemy homesick and inspiring soldiers to desert. The Chu general, Xiang Yu, is said to have composed a song of his own that same night. His lament, *The Song of Gaixia*, is still performed today. Tradition holds that he first sang the verses in alternation with his wife, who, feeling that she was at fault for the defeat, subsequently killed herself with his sword. The battle ended with Xiang Yu’s suicide on the banks of the Wu river.

All of this is captured in *Attack on All Sides*. The fact that this composition is made up of many sections allows the performer to explore the various emotions and activities of the battle scene. In the first sections, we bear witness to the assembling Han troops. The energy of the music communicates their vitality and resolution, but we also hear the drums and bugles of battle. The battle itself is captured by a variety of virtuosic pipa techniques that produce rapid sequences of notes. After the battle, however, the music becomes mournful—a reflection of Xiang Yu’s sorrow at his loss. The final word goes to the victor, however, and the piece concludes with a representation of the Han general’s triumph.

### **Guzheng: Peng Xiuwen, *Spring River in the Flower Moon Night***

The oldest extant guzheng dates to about 500 BC. The guzheng is a type of **zither**, and its plucked strings run along the face of a resonant wood box. Each string passes over an individual wooden bridge, which can be moved to adjust the pitch. Players use picks on the fingers of the right hand to pluck the strings to



**Image 6.19: A player uses finger picks to pluck the strings of the guzheng.**

Source: Hanscom Air Force Base

Attribution: Mark Wyatt

License: Public Domain

one side of the bridges, while using the left hand either to pluck strings on the right-hand side or to press or pull the strings on the other side. This causes pitch fluxuations, which are carefully controlled and used to ornament the melody. As with the pipa, the strings of the guzheng, once silk, have been made of steel since the 1950s. They increased in number from thirteen to twenty-one around the same time. The strings are tuned to the pitches of the **pentatonic scale**, which is common in Chinese music. We might think of these as the first, second, third, fifth, and sixth notes of the major scale.

Because the modern guzheng is so different from the ancient instrument, performers tend to favor recently-composed pieces that make use of its full range. Such is the case with our example, *Spring River in the Flower Moon Night*, which is the work of Peng Xiuwen (1931-1996). Following the establishment of the People's Republic of China in 1949, Peng became a leading figure in the development of post-revolution Chinese music. In particular, he contributed to the development of the Chinese orchestra—an ensemble type that dates only to the 1930s. In most traditional forms of Chinese ensemble music, only one of each instrument is included, and the performers are granted the freedom to embellish their individual parts. In a Chinese orchestra, on the other hand, instruments of the same type are gathered into sections, and they use notated music to play in unison under the leadership of a **conductor**. This approach is obviously modelled on the European orchestra, and its popularity at first reflected Chinese admiration for Western technological achievements.

Peng became director of the China Broadcasting Chinese Orchestra, one of the most important ensembles of its type, in 1956, when he was only twenty-four years old. In addition to improving the tuning and balance of the orchestra, he arranged a large number of pieces from the European repertoire for Chinese orchestra and composed original pieces. One of these was *Spring River in the Flower Moon Night*,<sup>10</sup> which soon became even more popular with solo guzheng players. As we will see, its pentatonic pitch content and meditative mood suit the instrument well.

10.



*Spring River in a Flower Moon Night*

Composer: Peng Xiuwen

Performance: Bei Bei He (2016)

The title *Spring River in the Flower Moon Night* refers to a famous poem written by Zhang Ruoxu around the turn of the 8th century. The poem has inspired countless artistic interpretations over the centuries, including paintings and musical compositions. As the title might suggest, Zhang's poem describes the moonlit Yangtze river. After several evocative passages that conjure the beauty of the scene, however, he turns to themes of longing and loss, meditating on the ephemerality of life and the sorrows of travellers who leave their loved ones behind.

In his composition, Peng strives to evoke the full range of emotions contained in the poem. The guzheng version of *Spring River in the Flower Moon Night* requires a variety of techniques, including rapid tremolo picking on a single string, strums (both delicate and energetic), left-hand bends that add notes to the melody, and left-hand bends that are merely ornamental. Peng's ultimate goal is to leave the listener in the same state of sorrowful tranquility that they would experience upon reading the poem.

## CATHERINE LIKHUTA, LESIONS

Although program music in the European tradition flourished most notably in the 19th century, many composers still conceive of their instrumental music in narrative terms. Composers continue to be inspired by stories and images from the physical world, and they continue to communicate those stories through sound. One such composer is Catherine Likhuta (b. 1981), who exclusively writes program music. We will examine a recent composition



**Image 6.20: Catherine Likhuta was born in Ukraine. She currently lives in Australia.**

Source: Catherine Likhuta

Attribution: Catherine Likhuta

License: © Catherine Likhuta. Used with permission.

of hers that tells a deeply personal story—that of her mother’s struggle with the symptoms of Multiple Sclerosis.

## **Likhuta’s Inspiration**

Likhuta was born in Ukraine, where she studied music at the Kyiv Glière Music College and the Tchaikovsky National Music Academy of Ukraine. She then moved to Australia to pursue a doctoral degree at the University of Queensland. Likhuta is also an accomplished pianist, and she frequently premieres and records her own works, which are heard all over the world.

Like Berlioz, Likhuta chose to provide the listener with a description of her music. We will therefore allow her to explain its contents and purpose in her own words:

*Lesions* was commissioned by Paul Dean for Ensemble Q and was written for Paul Dean, Trish O’Brien and Peter Luff.

The term “lesions” refers to regions in organs and tissue which have suffered damage through injury or disease, such as a wound, ulcer, abscess or tumour. I first heard this term in 2004, when my mother (age 42 at that time) was diagnosed with an aggressive form of Multiple Sclerosis. While she had suffered from many disturbing, unexplainable and painful symptoms for sixteen years prior to that, the diagnosis of MS did not bring us any relief or closure.

Virtually every family has a loved one who is suffering or suffered from an incurable illness. While this is a very heavy subject, I believe it is definitely worth talking about, for two simple reasons:

1. To show those who are affected that they are not alone and that there are millions of people in the world who are going through similar struggles;
2. To remind those lucky few who have not been affected that we have to keep looking for cures every day.

*Lesions* is written in four parts that represent four most common stages of dealing with incurable illness: Sadness, Anxiety, Denial and finally Acceptance. The absence of a pause between the last two movements has an extra-musical meaning: though denial and acceptance are antithetical states of mind, many patients find themselves stuck between these two for a long time, sometimes for the rest of their lives. The new reality is too difficult to accept, yet the symptoms are just as difficult to deny.

As Likhuta explains, *Lesions* is more than just a piece of music. It also fulfills both therapeutic and advocacy roles. Writing this piece provided relief for Likhuta, as she was able to translate her difficult experience into expressive sound. At the same time, she hopes that it will bring comfort to others in a similar situation. *Lesions*, however, is not meant only to provide solace: Likhuta hopes that it will also inspire action on behalf of those who suffer from currently incurable illnesses.

It might seem odd that such a personal creation should result from a **commission**—the process by which a performer, producer, or organization hires a composer to create a new musical work. When a work is commissioned, the composer is often provided with specific guidelines concerning instrumentation, length, and level of difficulty. Sometimes these requirements impede creativity, but the best composers have always been able to suit their style and ambitions to the performers and situation at hand. In this case, the commissioning musicians were longtime collaborators of Likhuta’s, and they were able to work together to bring her vision to life.



Likhuta has told us which emotions her music expresses, but she does not provide any details about how she captures feelings in sound. She presumes—correctly—that most listeners will easily perceive and understand the emotional states. Here, however, we will explicitly consider how these abstract emotions can be represented in musical terms.



**Image 6.21: This photograph of Likhuta and her mother was taken just before the latter was diagnosed with Multiple Sclerosis.**

Source: Catherine Likhuta  
 Attribution: Catherine Likhuta  
 License: © Catherine Likhuta. Used with permission

### Capturing the Stages of Grief in Music

  <p><i>Lesions</i>                  Composer: Catherine Likhuta                  Performance: Paul Dean, Peter Luff, and Trish O’Brien (2017)</p>		
Time	Form	What to listen for
0’00”	Sadness	This section at first seems calm and resigned, but grows in volume and intensity; the motif introduced at the beginning will return throughout the work



2'38"	Anxiety	The tempo immediately accelerates at the beginning of this section, which is generally unstable and unpredictable
5'17"	Anger and Denial	The energy of the work peaks in this section, which contains dissonant harmonies and aggressive rhythms
7'43"	Acceptance	This is the only section that is not preceded by a pause; the motif from "Sadness," now with a new character, transforms into a waltz before finally fading away

The first section, "Sadness," is characterized by a repeated **motif** in the clarinet and cello. Over the top of this, the horn enters with a mournful melody. At first, the music is calm and stately. The melody, however, becomes increasingly agitated as it is passed from the horn to the clarinet. The volume increases and the rhythm loses its stability, until eventually we hear cries of anguish from the clarinet. When the opening motif returns, it is with a sense of resignation.

The second section, "Anxiety," opens with a related motif, but the tempo is faster and the rhythm more agitated. This section is characterized by frequent change, as if the protagonist cannot get settled into place. Background motifs continually emerge, only to disintegrate and transform. There is no sense of key or tonal center. Instead, the pitches float uncomfortably in space.

"Anger and Denial," the third section, opens with a series of dissonant chords, after which an aggressive motif in the cello establishes a frenetic tempo. The energy continues to build, and the music is frequently interrupted by pauses and rhythmic shifts. When the motif from the opening of the piece returns, marking the beginning of the "Acceptance" section, it has been transformed: It is now loud, strong, and insistent. This statement is followed by a new, waltz-like melody in the clarinet that returns us to the opening motif, now restored to its original character. Following the emotional journey of the piece, however, the motif means something new. It communicates sadness, yes, but the self-conscious sadness of one who has come to terms with loss.

This is the first textbook ever to include the music of Likhuta—and it may be the last. She is still near the beginning of her career, and although she has been very successful, it is difficult to predict which composers or works will enter the permanent concert repertoire and which will not. There is no doubt that *Lesions* is an excellent piece of music that deserves to be heard for a long time. However, countless such pieces have flashed into existence over the centuries, only to disappear when they fail to attract the attention of an influential performer or publisher. Permanency is largely a matter of chance. This visit with Likhuta,

therefore, is a valuable reminder that, for every “famous” composer or work of the past, there are thousands of wonderful compositions and creators awaiting (re)discovery.

## ANOUSHKA SHANKAR, RAGA MADHUVANTI

We will conclude this chapter with a consideration of how cultural context can facilitate musical storytelling even in the absence of a specific text. Every example that we have considered thus far has been accompanied at some level by a description. In the case of Berlioz, we had a long prose explanation from the composer himself. In the case of Mussorgsky, references to the titles of paintings. In the case of Vivaldi, a poem. The titles of the two Chinese examples refer us to a historical event on the one hand and a poem on the other, while Likhuta explains how her composition connects with lived experience. This final example also has specific meaning, but it is only available to those initiated into the musical tradition from which it comes. While anyone can enjoy the sounds of “Raga Madhuvanti,” its meaning is unveiled only when one positions it correctly within the web of North Indian musical and artistic practice.

Before we can approach our example, we need to know something about North Indian classical music. It is important to note that this text can provide only a shallow and perfunctory glimpse of a tradition that requires a lifetime of dedication to master. Like their Western counterparts, North Indian classical musicians immerse themselves in their tradition for decades before claiming any sort of authority. But as with European classical music, a listener does not need to master the theoretical nuances in order to enjoy a performance.

### Raga Theory

The North Indian classical music of today combines relatively modern instruments and practices with a theoretical system that dates to the 9th century. Here, we will focus on the concept of **raga**, which is roughly analogous to the scale. Unlike the scale, however, which provides a composer or performer only with a set of pitches and some information about their hierarchy (the first note of the scale, for example, is the most important), a raga carries a great weight of information, both musical and extramusical (having to do with non-sounding elements). Ragas are sometimes used as the basis for fixed compositions, but more often they are explored in an **improvised** performance—a practice that we will explore below. It is impossible to determine the precise number of ragas in existence. About five hundred seem to be in use at any given time, while an individual musician might master a few dozen.

We will use Raga Madhuvanti<sup>11</sup> as an example. Raga Madhuvanti contains seven distinct pitches, just like the Western scale. However, the pitches found in Raga Madhuvanti are not found in any Western mode. If we were to imagine starting from a major scale, the third pitch would be flat but the fourth would be sharp,

creating a large gap between them. In addition, the pitches contained in a raga vary depending on whether one is ascending or descending. The most important scale degree in Raga Madhuvanti is 1, while the second most important is 5.

11.



This video begins by demonstrating the ascending and descending forms of Raga Madhuvanti. It then demonstrates some of the typical melodic fragments before concluding with a sample song.

This is already more information about performance practice than one can derive from a Western scale, but we have only begun. Each of the pitches indicated above must be precisely tuned, for North Indian music employs **microtones**, or pitches that fall between the keys on the piano. These must be learned by ear—and are unique to a given raga. Each pitch must also be approached and ornamented in the correct manner, for this is a rich vocabulary of slides, **vibratos**, and **trills**. Raga Madhuvanti also contains prescribed resting places for the melody as it develops. Any melody played in Raga Madhuvanti will be further shaped by a vocabulary of typical phrases that identify the raga. Finally, one cannot incorporate any additional pitches without destroying the raga.

But we have still only begun. It is now time to move on to the extramusical characteristics of Raga Madhuvanti. To begin with, Raga Madhuvanti is used to express gentle, loving, and romantic sentiments. In particular, it communicates the emotion that one feels for one's beloved. It is also considered sweet and playful. The root of the name, “madhu,” translates to “honey.” The character of the raga is captured in poetry and paintings known as **ragamalas**. The practice of personifying musical ragas through verse began in the 14th century, which in turn inspired the miniature paintings of the 16th and 17th centuries. There are no classical representations of Raga Madhuvanti, which was developed in the 1930s, but we can still link it to art. Ragas are organized into families, known as *thaat*, and Madhuvanti belongs to the Todi thaat. Ragas in a family share a variety of musical and



**Image 6.22: A ragamala portraying Raga Todi, dating from 1591. In this image, she holds a rudra vina, which was the most important melody instrument from the 16th through the 19th centuries but which has now been replaced by the sitar. The presence of the instrument suggests the sound of the raga, even though it is unheard.**

Source: Wikimedia Commons  
 Attribution: Anonymous  
 License: Public Domain

extramusical characteristics. Raga Todi is portrayed as a beautiful woman, the wife of Raga Hindol, who is separated from her lover. She is always surrounded by deer, and focuses her attention on the buck, who represents masculine virility.

At this point we've wandered a bit far from our topic—but all of this is relevant to the understanding of Raga Madhuvanti, which is traditionally considered to possess a spiritual existence independent of any performance or description. When we say that Raga Madhuvanti was “developed” in the 1930s, that is not quite correct. It might be better to say that it was “discovered,” for most musicians would agree that ragas exist whether or not they are named and performed. When a musician begins to perform a raga, they embark upon the lifelong task of becoming acquainted with it, as if it were another human being. Every encounter reveals new facets of the raga, which cannot be fully captured in any single performance.

Finally, Raga Madhuvanti, like all ragas, is associated with a specific season and time of day. Raga Madhuvanti is an evening raga that should be performed during the fourth quarter of the day—or, roughly, between 4 and 8 pm. It is also considered appropriate for the summer season. At one time, these associations were taken very seriously. The North Indian classical tradition developed in the courts, where musicians played ragas that were suited to the moment. A morning raga for the monsoon season, for example, would be heard only on a monsoon morning. In the courts, musicians played constantly, and were therefore able to maintain correlations between ragas and time markers. With the rise of concert life in the 20th century, however, this became impossible, and North Indian classical musicians today generally perform ragas without concern for time or season. Nevertheless, these associations linger.

## Tala Theory

This has been an overview of raga theory, which concerns the melodic and extramusical contents of a performance. Tala theory, which concerns rhythmic content, is equally complex, but we will largely pass over it here due to the fact that it is difficult for untrained listeners to perceive the rhythmic nuances of North Indian classical music. We will note only that a **tala** is a pattern of beats used in the performance of a raga. The number of beats in a tala can range from three to 128, although most contain between six and sixteen beats. Beats can be strong or weak, and each is characterized by a specific percussive sound. A tala, therefore, is best thought of as a cycle of timbres. This is simple enough, but a drummer will almost never play the cycle unadorned. Instead, they will improvise complex rhythms over the tala, which exists only in the imagination of the performers and listeners.

Ragas and talas are not paired up one-to-one, but only specific talas may be used with a given raga. We will be hearing a performance of Raga Madhuvanti paired with Rupak Tala, which contains seven beats divided into three groups containing three, two, and two beats respectively. North Indian classical musicians learn talas by reciting the syllables associated with each beat, which in turn represent that sound of the drum and indicate how it is to be struck to create that sound. The

syllables for the seven beats of Rupak Tala<sup>12</sup> are Tin Tin Na Dhin Na Dhin Na. The most common percussion instrument in North Indian classical music is the tabla, which is a pair of small drums—one a bit larger than the other—that are played with the hands. “Tin” indicates a resonant stroke with the right hand, while “Na” is a damped stroke with the right hand and “Dhin” is a resonant stroke with both hands. An accomplished player will be careful to use the correct fingers with the appropriate force in exactly the right spot on the drum head.

12.



This video includes a demonstration of Rupak Tala. The tabla player only performs the basic 7-beat tala once. He then begins to introduce variations. However, you can track beats of the tala by tapping or clapping.

## Instruments and Transmission

We are finally ready to consider a modern performance of Raga Madhuvanti. We will begin with the instruments, one of which—the tabla—has already been introduced. All North Indian classical music is performed over a drone, which usually consists of the two most important notes in the raga. In the case of Raga Madhuvanti, as noted above, those are the first and fifth scale degrees. The drone is most often performed on a tanpura. This long-necked lute is almost completely hollow and therefore extremely resonant. It has no frets and cannot be used to play melodies. Instead, the performer lightly plucks each of the four strings in turn to

create a sustained drone. The tanpura is most often played by an apprentice of the soloist.

The sitar is capable of producing its own drone, but it is a much more complicated instrument and is used primarily to perform the raga. Today, the sitar is the most common North Indian melodic instrument. It was made famous in the second half of the 20th century by the virtuoso Ravi Shankar, who influenced The Beatles (see Chapter 8) and frequently performed at popular music festivals (including Woodstock, discussed in Chapter 7). The sitar, however, is not a particularly ancient instrument, dating only to the 18th century.

Like the tanpura, the sitar has a hollow neck and is highly resonant. Both instruments also produce a light, metallic buzzing sound that is essential to the timbre. Unlike the tanpura, the sitar has large, arched frets.



**Image 6.23: The tanpura is held vertically by the player, who plucks the strings one at a time.**

Source: Wikimedia Commons

Attribution: User “Martin spaink”

License: CC BY-SA 3.0

Melodies are played on the strings that run across them. These strings can either be pressed down, shortening the length of the string, or pulled to the side, increasing the tension on the string. Both actions change the note produced when the string is plucked, and they can be combined to produce the effect of sliding between pitches.

Sitars in fact have three different types of strings. The top three are used to play the melody. Below these are three or four strings that are used to produce the drone. Most interesting, however, are the twelve to fourteen **sympathetic strings** that run down the neck behind the frets. These strings are tuned to the pitches of the raga and resonate when the same pitches are played on the melody strings, thereby contributing to the vibrancy of the instrument's sound. They can also be strummed.

Mastering the sitar is comparable in difficulty to mastering the nuances of the raga and tala systems. Traditionally, aspiring musicians committed themselves



**Image 6.24: Anoushka Shankar is one of the most famous living sitar players.**

Source: Wikimedia Commons

Attribution: Harald Krichel

License: CC BY-SA 3.0

to a **guru**, or teacher, at a young age. The student would move in with the guru and become part of the family, completing household tasks in return for musical guidance. Although this system has largely been replaced by private lessons and music schools in the European model, both of the musicians we will discuss here learned their craft immersively in the traditional way. One is Ravi Shankar, who was apprenticed to sarod player Allauddin Khan, and the other is Anoushka Shankar, who learned from her father.

## The Shankars

Ravi Shankar (1920-2012) is remembered as the performer who popularized North Indian music in the West. He began his regular tours of Europe and the United States in 1956. At concerts, he focused on educating audiences about his instrument—the sitar—and the North Indian classical tradition, winning fans in the process. In the 1960s he began to form relationships with popular musicians, including George Harrison of The Beatles. He was invited to participate in both of the major popular music festivals of the 1960s: the 1967 Monterey Pop Festival and the 1969 Aquarian Exposition, better known as Woodstock (see Chapter 7). His influence can be heard on a number of rock albums from the era, including The Beatles' *Sgt. Pepper's Lonely Hearts Club Band* (see Chapter 8).

Ravi's daughter Anoushka was born in London in 1981, when Ravi was sixty-one years old. She began training with him at the age of seven, and was soon appearing beside him onstage playing the tanpura. Anoushka gave her first solo performance at the age of thirteen, making her first studio recording shortly thereafter. Although she is certainly a master of the North Indian classical tradition, Anoushka has been primarily interested in cross-cultural collaborations, and has released a series of albums that explore the connections between different musical traditions. Like her father, she has also maintained connection with the world of popular music. Her most frequent collaborator is singer Norah Jones—who also happens to be her half-sister.

## Raga Madhuvanti

We will focus on Anoushka's rendition of Raga Madhuvanti, made live at a Carnegie Hall concert in 2000. Ravi's recording will serve for comparison, for



**Image 6.25: This photograph captures Ravi Shankar performing at the Woodstock festival in 1969.**

Source: Wikipedia

Attribution: User "Markgoff2972"

License: CC BY-SA 4.0

although both are performances of Raga Madhuvanti, they are quite different and cannot be considered to represent “the same piece.” In the North Indian tradition, the roles of composer and performer are essentially indistinguishable. A player “composes” in the process of performing a raga, improvising melodic motifs and shapes. At the same time, the identity of the raga is paramount, and two performances of the same raga are therefore expected to communicate similar emotional and expressive content.

Both recordings are considerably shorter than a traditional performance, which might extend to an hour or more. This is typical of the modern era, for audiences desire variety and expect to hear several ragas on a concert. Both recordings, however, exhibit the traditional structure of a raga performance, which is in two large parts.

In the first part of a performance, termed the *alap*, Anoushka introduces the notes of Raga Madhuvanti.<sup>13</sup> This is done slowly and deliberately over the course of nearly ten minutes. She establishes the notes in order, ornamenting them with characteristic slides and melodic fragments. Because the notes of the raga must be presented from lowest to highest, her playing begins in the low range and gradually extends into the high. Once Anoushka has established all of the notes, she gradually introduces a regular pulse into the music. This pulse quickens, and she begins to play with increased rhythmic activity. As a result, the *alap*, which begins in a meditative mood, concludes with breathtaking excitement.

13.



*Alap* of Raga Madhuvanti  
Performance: Anoushka Shankar (2001)

Our recording of the *alap* closes with applause from the audience, but this is not the end of the performance. However, musicians in the North Indian classical tradition don’t think of “performance” in the same way as Western classical musicians. There is seldom a clear beginning to the rendition of a raga, which instead emerges gradually from a process of strumming and tuning (activities that a Western player might describe as “warming up”). A performer will often continue to adjust their tuning throughout the *alap*. These habits reflect the continuity between “practice” and “performance” that is characteristic of the North Indian classical tradition. Every rendition of a raga—whether executed in privacy or before an audience—brings the performer and listener one step closer to really “knowing” it.

The second part of the performance is called the *jhala*.<sup>14</sup> Its beginning is marked by the entrance of the tabla, which establishes the tala (rhythmic cycle). In this case, we are hearing the seven-beat Rupak Tala, as described above. The role of the sitar also changes at this point. While Anoushka has been freely improvising thus far, now she plays a fixed melody called a *gat*. Such melodies are usually traditional, and they can be heard in many different performances of the same raga. For the



remainder of the *jhala*, Anoushka improvises using fragments of the *gat* according to the rules associated with Raga Madhuvanti. One can recognize the *gat* from time to time as Anoushka works it into the fabric of her playing. As in the *alap*, she increases the rhythmic complexity and virtuosity of her improvisations as she builds to the exciting conclusion.

14.



*Jhala* of Raga Madhuvanti  
Performance: Anoushka Shankar (2001)

### Comparing Performances

A brief consideration of Ravi's performance of Raga Madhuvanti<sup>15</sup> reveals the flexibility that characterizes the North Indian classical tradition. His *alap* is very brief: less than two minutes, in comparison with Anoushka's ten. He establishes the pitches of the raga much more quickly, and his playing is lively from the start. At the beginning of the *jhala*, he plays a completely different *gat*, which then leads into an extremely long improvisation—twenty minutes—that, because it is founded on a different *gat*, sounds nothing like Anoushka's. In short, the two recordings of Raga Madhuvanti have very little in common. They are not, in a Western sense, recordings of the same piece of music.

15.



This performance of Raga Madhuvanti by Ravi Shankar offers an excellent opportunity to determine what constitutes the essential character of a raga. As the listener will easily observe, it is quite different from Anoushka's performance.

They are, however, recordings of the same raga, which brings us back to the question that opened this chapter: How can sound tell a story? An experienced listener will hear these two performances as both communicating aspects of the essential character of Raga Madhuvanti. Neither of these performances tells a specific story, containing a narrative, events, or characters (like we encountered in Berlioz's *Fantastical Symphony*). However, each is decidedly dramatic, insofar as it engages with and elucidates the extramusical character of the raga. A listener will know that Raga Madhuvanti is associated with the evening and that it expresses romantic love. They might also be familiar with the poetry or paintings that have captured and contributed to the raga's character. Each performance, therefore, adds to the grander narrative of Raga Madhuvanti—a narrative that stretches across generations and continents.

This example also presents an opportunity to discuss the non-universality of programmatic musical expression. Do you hear these performances as expressing

the sentiment of romantic love? Do you hear them as playful? Do you connect them with the evening, or the summer? Do you even hear them as communicating the same emotional content as one another? The answer may very well be no. Most music communicates meaning within a cultural context. In this case, that meaning is determined by the listener's familiarity with North Indian classical music, with the raga system in general, and with Raga Madhuvanti in particular. A lifetime of exposure to this music will lead one to make the correct emotional connections. Those emotions, however, are not inherent in the music and not obvious to every listener. This is true of every musical tradition.

## RESOURCES FOR FURTHER LEARNING

### Print

Cone, Edward T., ed. *Fantastic Symphony: An Authoritative Score*. W. W. Norton & Company, 1971.

Church, Michael, ed. *The Other Classical Music: Fifteen Great Traditions*. Boydell Press, 2015.

Brown, David. *Mussorgsky: His Life and Works*. Oxford University Press, 2006.

Lau, Frederick. *Music in China: Experiencing Music, Expressing Culture*. Oxford University Press, 2007.

Robbins Landon, H. C. *Vivaldi: Voice of the Baroque*. University of Chicago Press, 1996.

Ruckert, George E. *Music in India: Experiencing Music, Expressing Culture*. Oxford University Press, 2003.

Taruskin, Richard. *Music in the Seventeenth and Eighteenth Centuries: The Oxford History of Western Music*. Oxford University Press, 2009.

### Online

Catherine Likhuta's website: <http://www.catherinelikhuta.com/>

# Unit 3

**MUSIC FOR ENTERTAINMENT**